



Mikrofone mit Kugelcharakteristik Frequenzgänge und Polardiagramme

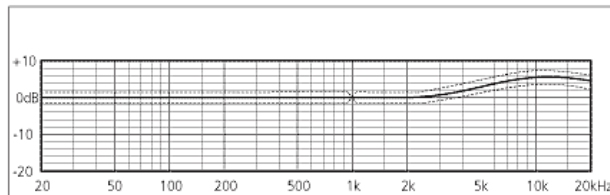
<http://www.schoeps.de/images-2004/fpol-mk-ccm3-d.gif>

<http://www.schoeps.de/images-2004/fpol-mk-ccm2-d.gif>

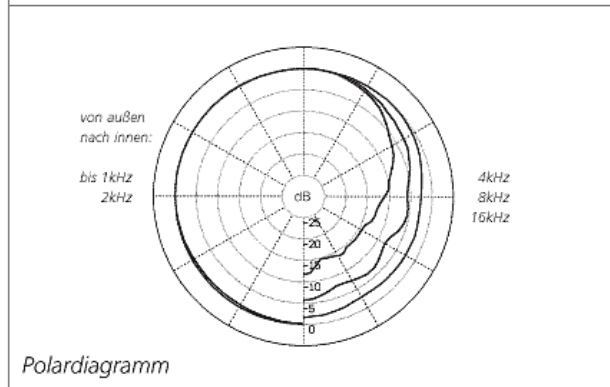
<http://www.schoeps.de/images-2004/fpol-mk-ccm2s-d.gif>

<http://www.schoeps.de/images-2004/fpol-mk-ccm2h-d.gif>

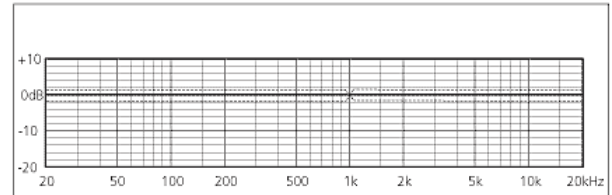
UdK Berlin
Sengpiel
03.2008
Tutorium



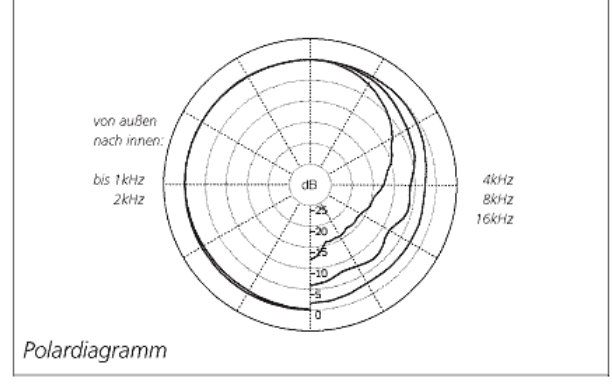
Frequenzgang MK 3 + CMC 6, CCM 3



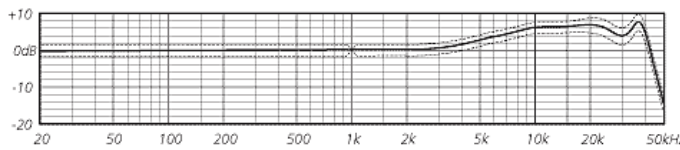
Polardiagramm



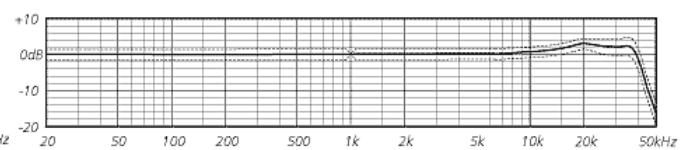
Frequenzgang MK 2 + CMC 6, CCM 2



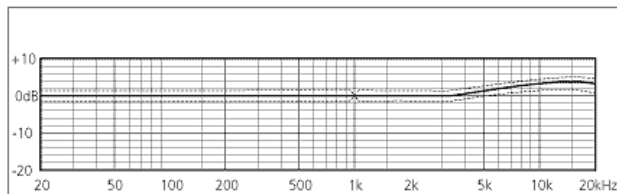
Polardiagramm



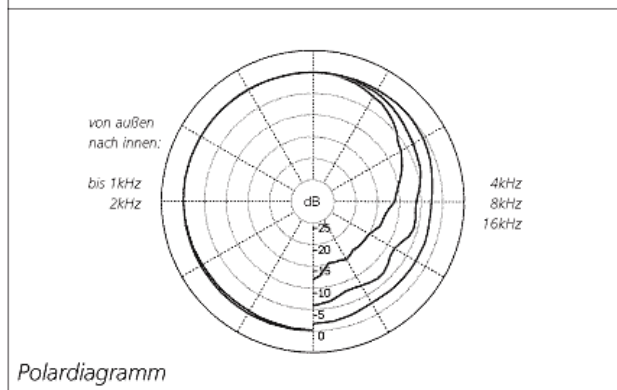
Frequenzgang MK 3 + CMC 6 xt



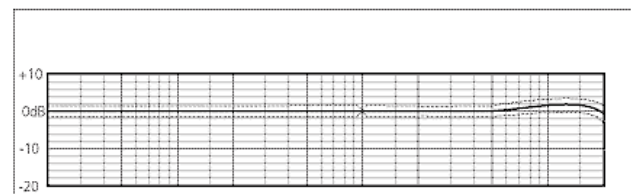
Frequenzgang MK 2 + CMC 6 xt



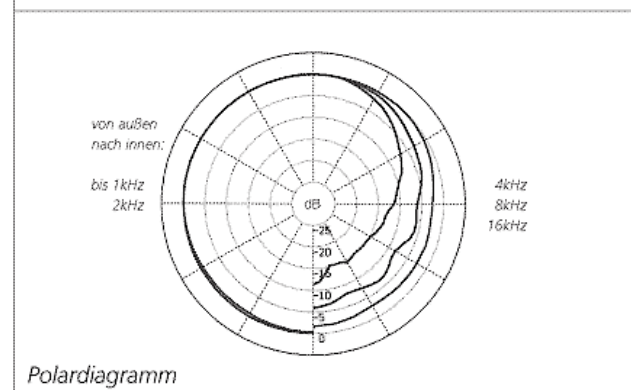
Frequenzgang MK 2S + CMC 6, CCM 2S



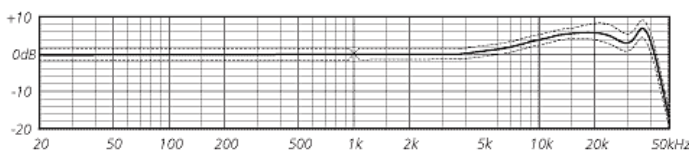
Polardiagramm



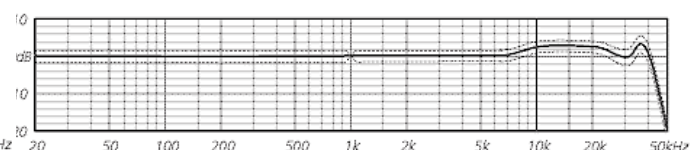
Frequenzgang MK 2H + CMC 6, CCM 2H



Polardiagramm



Frequenzgang MK 2S + CMC 6 xt



Frequenzgang MK 2H + CMC 6 xt

Frage: Warum sind alle Richtdiagramme (Polardiagramme) genau gleich?